

AF09 ... AF38 4-pole contactors

25 to 55 A general use

AC / DC operated

2



AF09-40-00





AF26-40-00

Description

AF09 ... AF38 4-pole contactors are mainly used for controlling non-inductive or slightly inductive loads (i.e. resistance furnaces...) and generally for controlling power circuits up to 690 V AC and 440 V DC. These contactors are of the block type design with 4 main poles.

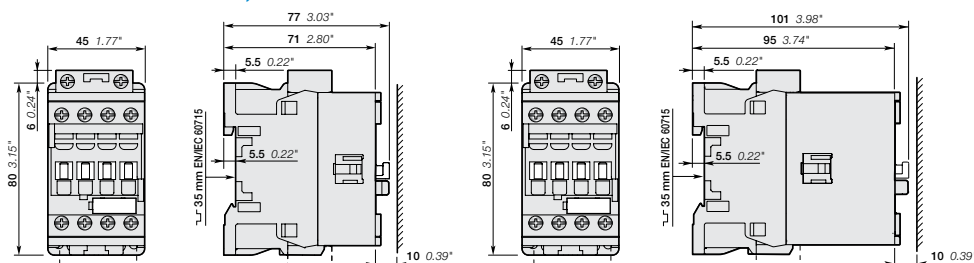
- control circuit: AC or DC operated with electronic coil interface accepting a wide control voltage range (e.g. 100...250 V AC and DC), only 4 control voltage ranges covering 24...500 V 50/60 Hz and 20...500 V DC
- can manage large control voltage variations
- reduced panel energy consumption
- very distinct closing and opening
- built-in surge suppression
- add-on auxiliary contact blocks for front or side mounting and a wide range of accessories

Ordering details

IEC	UL/CSA	Rated control circuit voltage		Auxiliary contacts fitted	Catalog number	Global reference code	Weight	
		Uc min. ... Uc max.						
Rated operational current $\theta \leq 40^\circ\text{C}$ AC-1	General use rating 600 V AC						Pkg (1 pce)	
A	A	V 50/60 Hz	V DC				kg	
4 N.O. main poles								
25	25	24...60	-	(1)	0 0	AF09-40-00-41	1SBL137201R4100	0.270
		48...130	48...130		0 0	AF09-40-00-12	1SBL137201R1200	0.270
		100...250	100...250		0 0	AF09-40-00-13	1SBL137201R1300	0.270
		250...500	250...500		0 0	AF09-40-00-14	1SBL137201R1400	0.310
30	30	24...60	-	(1)	0 0	AF16-40-00-41	1SBL177201R4100	0.270
		48...130	48...130		0 0	AF16-40-00-12	1SBL177201R1200	0.270
		100...250	100...250		0 0	AF16-40-00-13	1SBL177201R1300	0.270
		250...500	250...500		0 0	AF16-40-00-14	1SBL177201R1400	0.310
45	45	24...60	-	(1)	0 0	AF26-40-00-41	1SBL237201R4100	0.360
		48...130	48...130		0 0	AF26-40-00-12	1SBL237201R1200	0.360
		100...250	100...250		0 0	AF26-40-00-13	1SBL237201R1300	0.360
		250...500	250...500		0 0	AF26-40-00-14	1SBL237201R1400	0.400
55	55	24...60	-	(1)	0 0	AF38-40-00-41	1SBL297201R4100	0.360
		48...130	48...130		0 0	AF38-40-00-12	1SBL297201R1200	0.360
		100...250	100...250		0 0	AF38-40-00-13	1SBL297201R1300	0.360
		250...500	250...500		0 0	AF38-40-00-14	1SBL297201R1400	0.400
2 N.O. + 2 N.C. main poles								
25	25	24...60	-	(1)	0 0	AF09-22-00-41	1SBL137501R4100	0.270
		48...130	48...130		0 0	AF09-22-00-12	1SBL137501R1200	0.270
		100...250	100...250		0 0	AF09-22-00-13	1SBL137501R1300	0.270
		250...500	250...500		0 0	AF09-22-00-14	1SBL137501R1400	0.310
30	30	24...60	-	(1)	0 0	AF16-22-00-41	1SBL177501R4100	0.270
		48...130	48...130		0 0	AF16-22-00-12	1SBL177501R1200	0.270
		100...250	100...250		0 0	AF16-22-00-13	1SBL177501R1300	0.270
		250...500	250...500		0 0	AF16-22-00-14	1SBL177501R1400	0.310
45	45	24...60	-	(1)	0 0	AF26-22-00-41	1SBL237501R4100	0.360
		48...130	48...130		0 0	AF26-22-00-12	1SBL237501R1200	0.360
		100...250	100...250		0 0	AF26-22-00-13	1SBL237501R1300	0.360
		250...500	250...500		0 0	AF26-22-00-14	1SBL237501R1400	0.400
55	55	24...60	-	(1)	0 0	AF38-22-00-41	1SBL297501R4100	0.360
		48...130	48...130		0 0	AF38-22-00-12	1SBL297501R1200	0.360
		100...250	100...250		0 0	AF38-22-00-13	1SBL297501R1300	0.360
		250...500	250...500		0 0	AF38-22-00-14	1SBL297501R1400	0.400

(1) For 24...60 V 50/60 Hz - 20...60 V DC, use AF...-...-11 (see voltage code table). AF...-...-11 not suitable for direct control by PLC-output.

Main dimensions mm, inches



AF09, AF16

AF26, AF38