

AC LINE REACTORS



Prevent equipment failure and
downtime with Acme Electric's
Line Reactors



AC LINE REACTORS

Acme Electric's Line Reactors are designed to protect DC motor drives, AC variable frequency drives and the motors they power from harmful line disturbances, preventing equipment failure and downtime as well as adding years to the life of your sensitive equipment.

Benefits

- Protect your motors and motor drives from a variety of power conditioning problems
- Provides protection from damaging voltage drop
- Eliminates nuisance tripping of drives or circuit breakers
- Reduces motor current surges and power line spike currents
- Improves true power factor of capacitor input drives
- Allows for cooler and quieter operation
- Reduces harmonic distortion
- Increases life for motors and solid state components

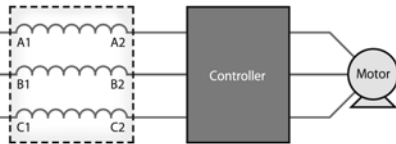
AC Line Reactors allow Acme to augment the Drive Isolation Transformer package to offer both line and load power quality protection for a wide range of applications. Our product line features flexible design and ease of installation for use in a variety of applications such as paper machines, process lines, press controls and drive systems, along with tube mills and other sophisticated process equipment.

Features

- Gapped iron core inductor designed for optimum performance while providing harmonics compensation
- Precision wound copper coils for maximum protection from short-circuiting
- Compact design allows for more flexible installation
- Available in 3% and 5% impedance
- Can be used with 208, 240, 480 and 600 volts
- Finger-safe terminal blocks (up to 60 HP)
- Amperage ratings of 2 to 600 amps
- Covered under Acme's 10-year limited warranty
- UR and cUR Recognized. CE Marked (up to 55 amps)

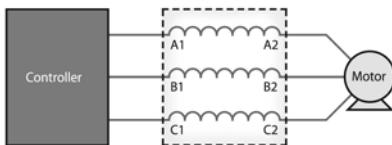
APPLYING AC LINE REACTORS

Acme's three-phase AC Line Reactors can be used as an input filter for adjustable speed DC drives and as input or output filters for AC pulse width modulated variable frequency drives. They are bi-directional protective filtering devices and can be applied in a variety of configurations.



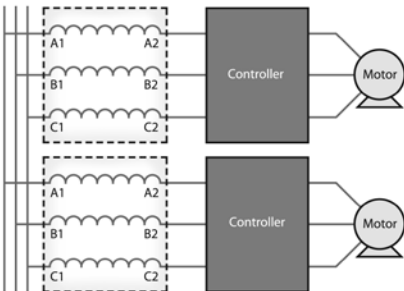
Input to Inverter/Drive

AC Line Reactors protect your sensitive equipment from noise generated by the drive or inverter. They protect the controller from power surges, spikes and harmonic distortion.



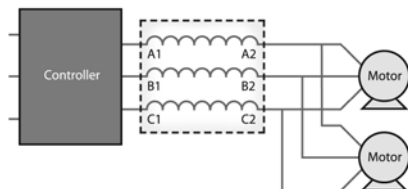
Output of Inverter/Drive (AC Drive only)

Motors run cooler and quieter with an AC Line Reactor placed between the inverter and motor. This application also reduces dv/dt and protects the controller from short circuits and surges.



Multiple Controllers on a Single Power Line

Each drive or inverter on a single power line requires its own AC Line Reactor in order to provide adequate surge protection, prevent crosstalk and reduce har-



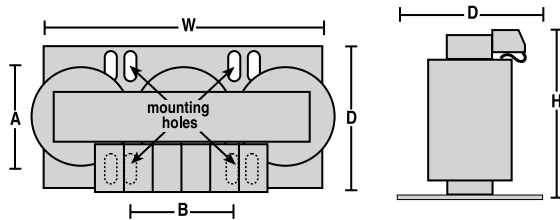
Multiple Motors Controlled by a Single Drive (AC Drive only)

Multiple motors controlled by a single drive require only one AC Line Reactor between the controller and motors.

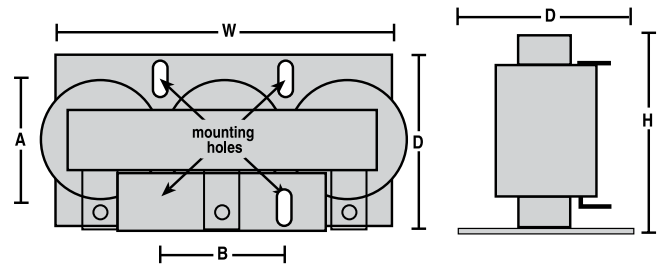


AC Line Reactors Dimensional Drawings

1-60 HP; 2-80 Amp



75-500 HP; 110-600 Amp



480 VOLTS, 3% Z, 60 Hz (600 VOLTS, 2.4% Z; 240 VOLTS, 6% Z)

Catalog Number	Motor*			uH	Dimensions			Mounting Dimensions		Weight (Lbs.)(Kg.)
	Hp	Amp	Reactor Amp		Height (Inches)(Cm.)	Width (Inches)(Cm.)	Depth (Inches)(Cm.)	A (Depth)	B (Width)	
ALRB002TBC ①	1	2.1	2	11027	3.875 (9.8)	4.25 (10.8)	3.125 (7.90)	2.00 (5.1)	1.44 (3.7)	3 (1.4)
ALRB003TBC ①	1.5	3	3	7351	3.875 (9.8)	4.25 (10.8)	3.125 (7.90)	2.00 (5.1)	1.44 (3.7)	3 (1.4)
ALRB004TBC ①	2	3.4	4	5513	3.875 (9.8)	4.25 (10.8)	3.125 (7.90)	2.00 (5.1)	1.44 (3.7)	3 (1.4)
ALRB006TBC ①	3	4.8	6	3676	3.875 (9.8)	4.25 (10.8)	3.125 (7.90)	2.00 (5.1)	1.44 (3.7)	3 (1.4)
ALRB008TBC ①	5	7.6	8	2757	4.75 (12.1)	6.50 (16.5)	3.75 (9.50)	2.10 (5.3)	2.00 (5.1)	5 (2.3)
ALRB012TBC ①	7.5	11	12	1838	4.75 (12.1)	6.50 (16.5)	3.75 (9.50)	2.10 (5.3)	2.00 (5.1)	6 (2.7)
ALRB016TBC ①	10	14	16	1378	4.75 (12.1)	6.50 (16.5)	3.75 (9.50)	2.30 (5.8)	2.00 (5.1)	6 (2.7)
ALRB025TBC ①	15	21	25	882	4.75 (12.1)	6.50 (16.5)	4.00 (10.2)	2.60 (6.6)	2.50 (6.4)	9 (4.1)
ALRB027TBC ①	20	27	27	817	4.75 (12.1)	6.50 (16.5)	4.00 (10.2)	2.60 (6.6)	2.50 (6.4)	9 (4.1)
ALRB035TBC ①	25	34	35	630	4.75 (12.1)	6.50 (16.5)	4.50 (11.4)	3.20 (8.1)	2.50 (6.4)	13 (5.9)
ALRB045TBC ①	30	40	45	490	4.75 (12.1)	6.50 (16.5)	4.50 (11.4)	3.20 (8.1)	3.00 (7.6)	14 (6.4)
ALRB055TBC ①	40	52	55	401	7.00 (17.8)	9.00 (22.9)	4.50 (11.4)	3.50 (8.9)	3.60 (9.1)	22 (10.0)
ALRB080TBC	60	77	80	276	7.00 (17.8)	9.00 (22.9)	4.75 (12.1)	3.60 (9.1)	3.60 (9.1)	23 (10.4)
ALRB110CBC	75	96	110	200	7.00 (17.8)	9.00 (22.9)	5.50 (14.0)	3.60 (9.1)	3.60 (9.1)	27 (12.2)
ALRB130CBC	100	124	130	170	7.00 (17.8)	9.00 (22.9)	6.50 (16.5)	3.50 (8.9)	3.60 (9.1)	34 (15.4)
ALRB160CBC	125	156	160	138	7.00 (17.8)	9.00 (22.9)	6.50 (16.5)	4.20 (10.7)	3.60 (9.1)	36 (16.3)
ALRB200CBC	150	180	200	110	7.00 (17.8)	9.00 (22.9)	8.00 (20.3)	4.20 (10.7)	3.60 (9.1)	55 (24.9)
ALRB250CBC	200	240	250	88	8.50 (21.6)	10.80 (27.4)	8.00 (20.3)	5.70 (14.5)	4.60 (11.7)	74 (33.6)
ALRB300CBC	250	302	300	74	8.50 (21.6)	10.80 (27.4)	8.00 (20.3)	5.20 (13.2)	4.60 (11.7)	85 (38.6)
ALRB360CBC	300	361	360	61	8.50 (21.6)	10.80 (27.4)	8.00 (20.3)	6.20 (15.2)	4.60 (11.7)	105 (47.6)
ALRB420CBC	350	414	420	53	8.50 (21.6)	10.80 (27.4)	8.50 (21.6)	6.20 (15.2)	4.60 (11.7)	113 (51.3)
ALRB480CBC	400	477	480	46	8.50 (21.6)	10.80 (27.4)	8.50 (21.6)	6.70 (17.0)	4.60 (11.7)	119 (54.0)

* Motor HP and Amp rated at 480 volts.

① CE Marked



480 VOLTS, 5% Z, 60 Hz (600 VOLTS, 4% Z; 240 VOLTS, 10% Z)

Catalog Number	Motor*				Dimensions			Mounting Dimensions		Weight (Lbs.)(Kg.)
	Hp	Amp	Reactor Amp	uH	Height (Inches)(Cm.)	Width (Inches)(Cm.)	Depth (Inches)(Cm.)	A (Depth)	B (Width)	
ALRC002TBC ①	1	2.1	2	18378	3.875 (9.8)	4.25 (10.8)	3.125 (7.9)	2.00 (5.1)	1.44 (3.7)	3 (1.4)
ALRC003TBC ①	1.5	3	3	12252	3.875 (9.8)	4.25 (10.8)	3.125 (7.9)	2.00 (5.1)	1.44 (3.7)	3 (1.4)
ALRC004TBC ①	2	3.4	4	9189	3.875 (9.8)	4.25 (10.8)	3.125 (7.9)	2.10 (5.3)	1.44 (3.7)	4 (1.8)
ALRC006TBC ①	3	4.8	6	6126	4.75 (12.1)	6.50 (16.5)	3.75 (9.5)	2.10 (5.3)	2.00 (5.1)	5 (2.3)
ALRC008TBC ①	5	7.6	8	4594	4.75 (12.1)	6.50 (16.5)	3.75 (9.5)	2.10 (5.3)	2.00 (5.1)	6 (2.7)
ALRC012TBC ①	7.5	11	12	3063	4.75 (12.1)	6.50 (16.5)	3.75 (9.5)	2.20 (5.6)	2.00 (5.1)	7 (3.2)
ALRC016TBC ①	10	14	16	2297	4.75 (12.1)	6.50 (16.5)	4.00 (10.2)	2.60 (6.6)	2.00 (5.1)	9 (4.1)
ALRC025TBC ①	15	21	25	1470	4.75 (12.1)	6.50 (16.5)	4.50 (11.4)	3.00 (7.6)	2.00 (5.1)	13 (5.9)
ALRC027TBC ①	20	27	27	1361	4.75 (12.1)	6.50 (16.5)	4.50 (11.4)	2.80 (7.1)	3.00 (7.6)	13 (5.9)
ALRC035TBC ①	25	34	35	1050	7.00 (17.8)	9.00 (22.9)	4.75 (12.1)	3.60 (9.1)	3.00 (7.6)	23 (10.4)
ALRC045TBC ①	30	40	45	817	7.00 (17.8)	9.00 (22.9)	4.75 (12.1)	3.60 (9.1)	3.00 (7.6)	23 (10.4)
ALRC055TBC ①	40	52	55	668	7.00 (17.8)	9.00 (22.9)	4.75 (12.1)	3.60 (9.1)	3.00 (7.6)	24 (10.9)
ALRC080TBC	60	77	80	459	7.00 (17.8)	9.00 (22.9)	5.75 (14.6)	4.60 (11.7)	3.60 (9.1)	34 (15.4)
ALRC110CBC	75	96	110	334	7.00 (17.8)	9.00 (22.9)	6.50 (16.5)	4.20 (10.7)	3.60 (9.1)	56 (25.4)
ALRC130CBC	100	124	130	283	7.00 (17.8)	9.00 (22.9)	6.50 (16.5)	4.20 (10.7)	3.60 (9.1)	56 (25.4)
ALRC160CBC	125	156	160	230	7.00 (17.8)	9.00 (22.9)	8.00 (20.3)	4.20 (10.7)	3.60 (9.1)	70 (31.8)
ALRC200CBC	150	180	200	184	8.50 (21.6)	10.80 (27.4)	8.25 (21.0)	5.90 (15.0)	3.60 (9.1)	76 (34.5)
ALRC250CBC	200	240	250	147	8.50 (21.6)	10.80 (27.4)	8.25 (21.0)	6.20 (15.7)	4.60 (11.7)	89 (40.4)
ALRC300CBC	250	302	300	123	10.93 (27.8)	16.50 (41.9)	8.13 (20.7)	6.20 (15.7)	4.60 (11.7)	106 (48.1)
ALRC360CBC	300	361	360	102	10.93 (27.8)	16.50 (41.9)	9.50 (24.1)	8.20 (20.8)	4.60 (11.7)	124 (56.2)
ALRC420CBC	350	414	420	88	10.93 (27.8)	16.50 (41.9)	9.50 (24.1)	8.20 (20.8)	4.60 (11.7)	124 (56.2)
ALRC480CBC	400	477	480	77	10.93 (27.8)	16.50 (41.9)	10.13 (25.7)	8.20 (20.8)	4.60 (11.7)	129 (58.5)
ALRC600CBC	500	590	600	61	10.93 (27.8)	16.50 (41.9)	10.13 (25.7)	8.20 (20.8)	7.20 (18.3)	190 (86.2)

* Motor HP and Amp rated at 480 volts.

① CE Marked



N85 W12545 Westbrook Crossing
Menomonee Falls, WI 53051
800.334.5214

hubbell-acmeelectric.com



Hubbell Canada Inc.
905-839-1138

Hubbell de Mexico, S.A. de C.V.
52-55-9151-9999