

DRH DC relay

- 1 NO contact AC/DC coil**
- 1 NC contact AC/DC coil**

- Suitable for switching high DC loads
- With blowout magnet
- With LED and test button
- For switching high DC loads up to 10 A at 220 V DC

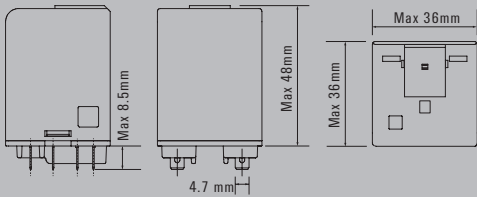
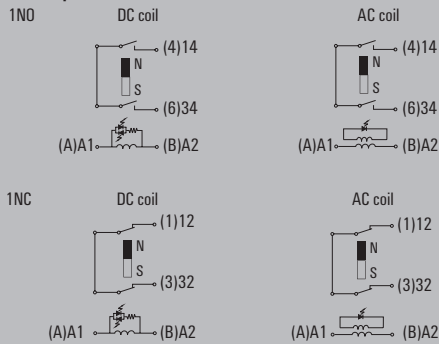


Technical data

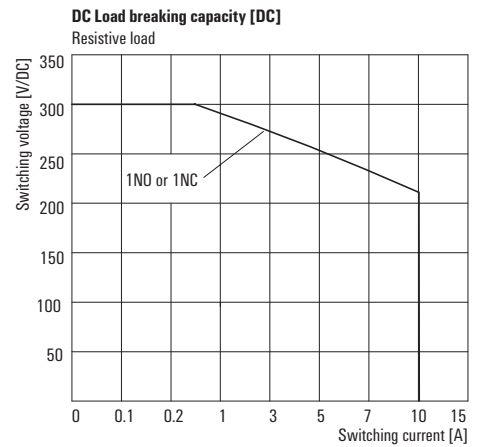
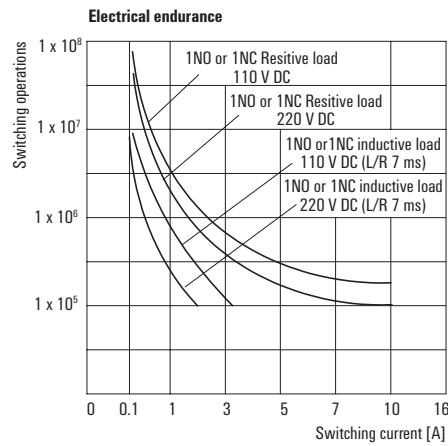
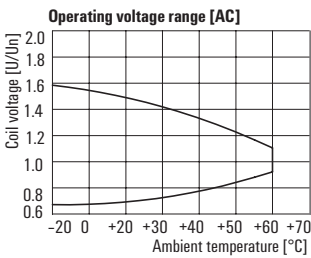
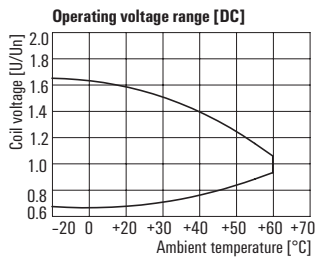
| Load side | |
|--|---|
| Rated switching voltage / Continuous current | 500 V AC / 16 A |
| Max. switching voltage, AC | 500 V |
| Inrush current | 80 A / 50 ms |
| Min. switching power | 100 mA @ 12 V |
| DC / AC Switching capacity (resistive), max. | 2200 W @ 220 V / 8000 VA |
| Contact material | AgSnO2 |
| Mechanical service life | 10 x 10 ⁶ switching cycles |
| Max. switching frequency at rated load | 0.1 Hz |
| General data | |
| Ambient temperature (operational) | -40 °C...60 °C |
| Storage temperature | -40 °C...60 °C |
| Humidity | 35 % to 85 % relative humidity level |
| Approvals | CE, cURus, EAC |
| Insulation coordinates | |
| Rated voltage | 500 V |
| Impulse withstand voltage | |
| Dielectric strength, Input/Output | 4 kV _{eff} / 1 min |
| Dielectric strength of neighbouring contacts | |
| Dielectric strength to mounting rail | |
| Creepage and clearance distance input - output | ≥ 8 mm |
| Overvoltage category | III |
| Pollution degree | 3 |
| Dimensions | |
| | Flat blade connections (4.8 mm x 0.5 mm) |
| Depth x width x height | mm 48 / 36 / 36 |
| Note | |
| | Further technical data can be found at catalog.weidmueller.com |

Circuit diagram

View on pins from below



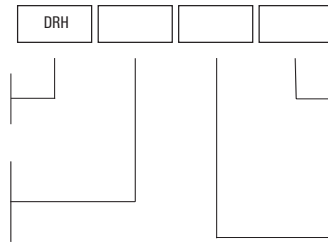
Applications



DRH DC relay
1 NO contact AC/DC coil
1 NC contact AC/DC coil

Type
 DRH

Type of contact
 173 1NO
 174 1NC



| | | | |
|---------------------|----------|-------------------------|----------|
| | | With LED and test lever | |
| | | LT | |
| Coil voltage | | | |
| 012 | 12 V DC | 524 | 24 V AC |
| 024 | 24 V DC | 548 | 48 V AC |
| 048 | 48 V DC | 615 | 115 V AC |
| 110 | 110 V DC | 730 | 230 V AC |
| 220 | 220 V DC | | |

Ordering data

| | 12 V DC | 24 V DC | 48 V DC | 110 V DC | 220 V DC |
|-----------------------|-----------|-----------|-----------|-----------|----------|
| Control side | | | | | |
| Rated control voltage | 12 V DC | 24 V DC | 48 V DC | 110 V DC | 220 V DC |
| Rated current AC / DC | / 120 mA | / 60 mA | / 30 mA | / 13 mA | / 6.7 mA |
| Power rating | 1.5 W | 1.5 W | 1.5 W | 1.5 W | 1.5 W |
| Status indicator | Green LED | Green LED | Green LED | Green LED | red LED |

Ordering data

| | | | | | | |
|--------------|-----------|-------------|-------------|-------------|-------------|-------------|
| 1 NO contact | Type | DRH173012LT | DRH173024LT | DRH173048LT | DRH173110LT | DRH173220LT |
| | Order No. | 1219840000 | 1219850000 | 1219860000 | 1219870000 | 1219880000 |
| 1 NC contact | Type | DRH174012LT | DRH174024LT | DRH174048LT | DRH174110LT | DRH174220LT |
| | Order No. | 1219940000 | 1219950000 | 1219960000 | 1219970000 | 1219980000 |

Ordering data
Test-button lock

| | | | | | |
|-----------|--------------------------|--------------------------|--------------------------|--------------------------|--------------------------|
| Type | Test Lever Block DRH/DRW | Test Lever Block DRH/DRW | Test Lever Block DRH/DRW | Test Lever Block DRH/DRW | Test Lever Block DRH/DRW |
| Order No. | 7760056249 | 7760056249 | 7760056249 | 7760056249 | 7760056249 |

Note

Ordering data

| | 24 V AC | 48 V AC | 115 V AC | 230 V AC |
|-----------------------|------------|-----------|----------|-----------|
| Control side | | | | |
| Rated control voltage | 24 V AC | 48 V AC | 115 V AC | 230 V AC |
| Rated current AC / DC | 101.7 mA / | 50.5 mA / | 21 mA / | 10,6 mA / |
| Power rating | 2.5 VA | 2.5 VA | 2.5 VA | 2.5 VA |
| Status indicator | red LED | red LED | red LED | red LED |

Ordering data

| | | | | | |
|--------------|-----------|-------------|-------------|-------------|-------------|
| 1 NO contact | Type | DRH173524LT | DRH173548LT | DRH173615LT | DRH173730LT |
| | Order No. | 1219890000 | 1219910000 | 1219920000 | 1219930000 |
| 1 NC contact | Type | DRH174524LT | DRH174548LT | DRH174615LT | DRH174730LT |
| | Order No. | 1219990000 | 1220010000 | 1220020000 | 1220030000 |

Ordering data
Test-button lock

| | | | | |
|-----------|--------------------------|--------------------------|--------------------------|--------------------------|
| Type | Test Lever Block DRH/DRW | Test Lever Block DRH/DRW | Test Lever Block DRH/DRW | Test Lever Block DRH/DRW |
| Order No. | 7760056249 | 7760056249 | 7760056249 | 7760056249 |

Note

DRH DC relay

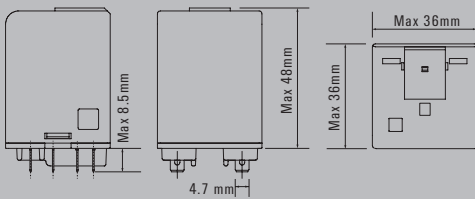
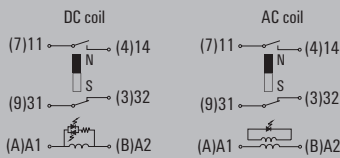
1 NO contact / 1 NC contact AC/DC coil

- Suitable for switching high DC loads
- With blowout magnet
- With LED and test button
- For switching high DC loads up to 3 A at 220 V DC



Circuit diagram
View on pins from below

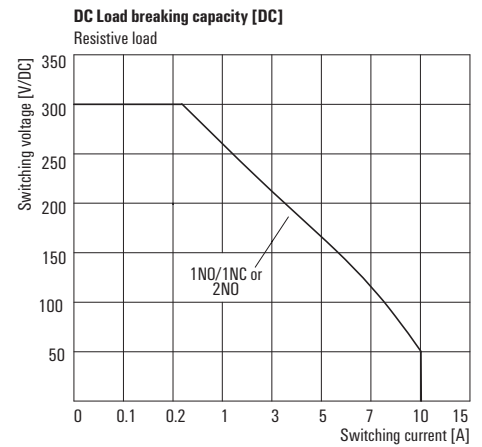
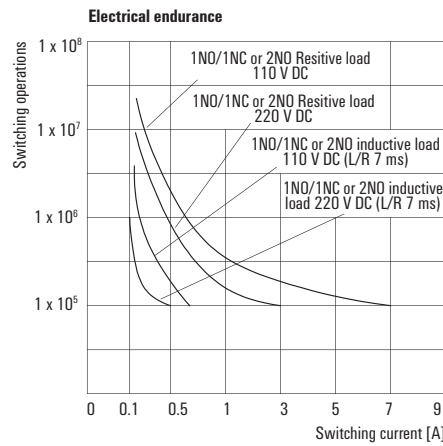
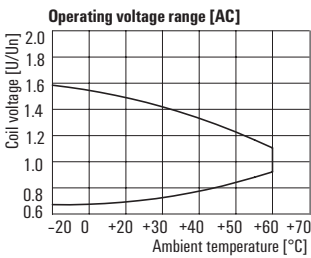
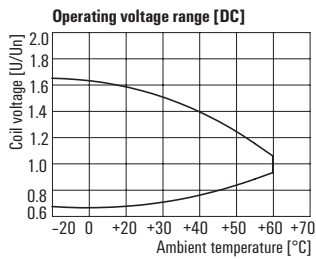
1NO/1NC



Technical data

| Load side | |
|---|---------------------------------------|
| Rated switching voltage / Continuous current | 250 V AC / 16 A |
| Max. switching voltage, AC | 250 V |
| Inrush current | 80 A / 50 ms |
| Min. switching power | 100 mA @ 12 V |
| DC / AC Switching capacity (resistive), max. | 660 W @ 220 V / 4000 VA |
| Contact material | AgSnO2 |
| Mechanical service life | 10 x 10 ⁶ switching cycles |
| Max. switching frequency at rated load | 0.1 Hz |
| General data | |
| Ambient temperature (operational) | -40 °C...60 °C |
| Storage temperature | -40 °C...60 °C |
| Humidity | 35 % to 85 % relative humidity level |
| Approvals | CE, cURus; EAC |
| Insulation coordinates | |
| Rated voltage | 400 V |
| Impulse withstand voltage | |
| Dielectric strength, Input/Output | 4 kV _{eff} / 1 min |
| Dielectric strength of neighbouring contacts | 4 kV _{eff} / 1 min |
| Dielectric strength to mounting rail | |
| Creepage and clearance distance input - output | ≥ 6,3 mm |
| Overvoltage category | III |
| Pollution degree | 3 |
| Dimensions | |
| Flat blade connections (4.8 mm x 0.5 mm) | |
| Depth x width x height | mm 48 / 36 / 36 |
| Note | |
| Further technical data can be found at catalog.weidmueller.com | |

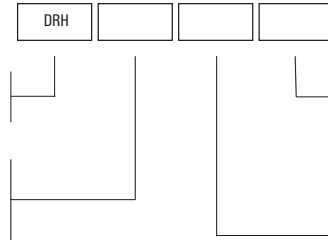
Applications



DRH DC relay
1 NO contact / 1 NC contact AC/DC coil

Type
 DRH

Type of contact
 173 1NO
 174 1NC



| With LED and test lever | | Coil voltage | |
|-------------------------|--|--------------|----------|
| LT | | | |
| | | 012 | 12 V DC |
| | | 024 | 24 V DC |
| | | 048 | 48 V DC |
| | | 110 | 110 V DC |
| | | 220 | 220 V DC |
| | | 524 | 24 V AC |
| | | 548 | 48 V AC |
| | | 615 | 115 V AC |
| | | 730 | 230 V AC |

Ordering data

| | 12 V DC | 24 V DC | 48 V DC | 110 V DC | 220 V DC |
|-----------------------|-----------|-----------|-----------|-----------|-----------|
| Control side | | | | | |
| Rated control voltage | 12 V DC | 24 V DC | 48 V DC | 110 V DC | 220 V DC |
| Rated current AC / DC | / 120 mA | / 60 mA | / 30 mA | / 13 mA | / 6.7 mA |
| Power rating | 1.5 W | 1.5 W | 1.5 W | 1.5 W | 1.5 W |
| Status indicator | Green LED | Green LED | Green LED | Green LED | Green LED |

| Ordering data | | | | | |
|-------------------------|-----------|--------------------------|--------------------------|--------------------------|--------------------------|
| 1 NO / 1 NC contact | Type | DRH275012LT | DRH275024LT | DRH275048LT | DRH275110LT |
| | Order No. | 1220040000 | 1220050000 | 1220060000 | 1220070000 |
| | Type | | | | |
| | Order No. | | | | |
| Ordering data | | | | | |
| Test-button lock | Type | Test Lever Block DRH/DRW | Test Lever Block DRH/DRW | Test Lever Block DRH/DRW | Test Lever Block DRH/DRW |
| | Order No. | 7760056249 | 7760056249 | 7760056249 | 7760056249 |
| Note | | | | | |

Ordering data

| | 24 V AC | 48 V AC | 115 V AC | 230 V AC |
|-----------------------|------------|-----------|----------|-----------|
| Control side | | | | |
| Rated control voltage | 24 V AC | 48 V AC | 115 V AC | 230 V AC |
| Rated current AC / DC | 101.7 mA / | 50.5 mA / | 21 mA / | 10,6 mA / |
| Power rating | 2.5 VA | 2.5 VA | 2.5 VA | 2.5 VA |
| Status indicator | red LED | red LED | red LED | red LED |

| Ordering data | | | | |
|-------------------------|-----------|--------------------------|--------------------------|--------------------------|
| 1 NO / 1 NC contact | Type | DRH275524LT | DRH275548LT | DRH275615LT |
| | Order No. | 1220090000 | 1220110000 | 1220120000 |
| | Type | | | |
| | Order No. | | | |
| Ordering data | | | | |
| Test-button lock | Type | Test Lever Block DRH/DRW | Test Lever Block DRH/DRW | Test Lever Block DRH/DRW |
| | Order No. | 7760056249 | 7760056249 | 7760056249 |
| Note | | | | |

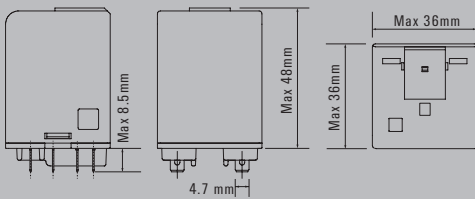
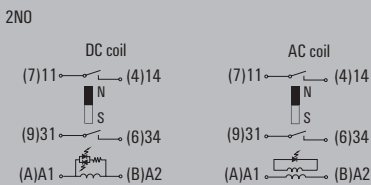
DRH DC relay

2 NO contact AC/DC coil

- Suitable for switching high DC loads
- With blowout magnet
- With LED and test button
- For switching high DC loads up to 3 A at 220 V DC



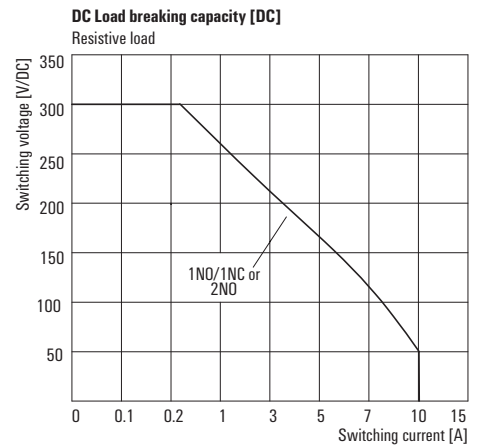
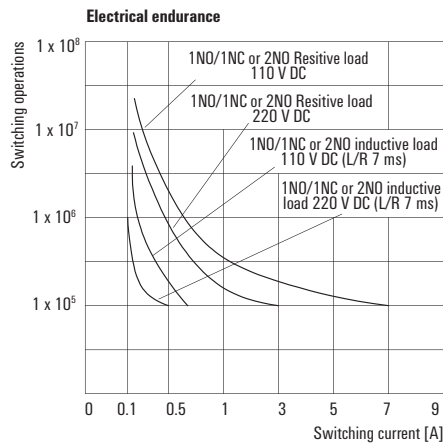
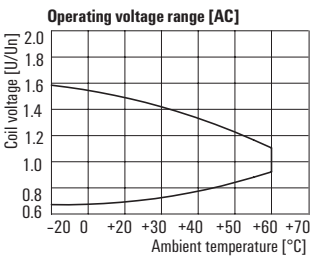
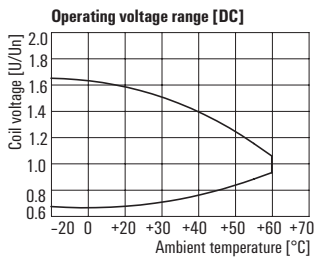
Circuit diagram
View on pins from below



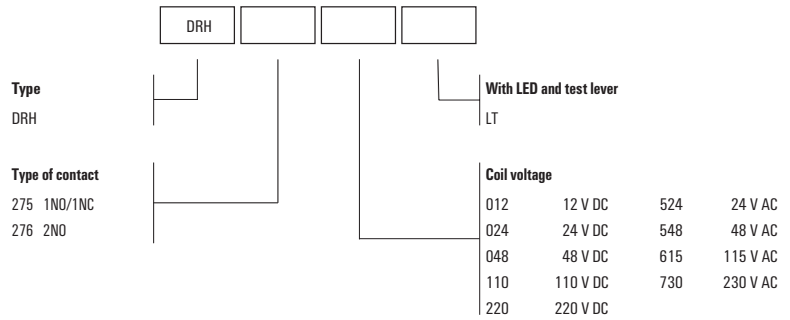
Technical data

| Load side | |
|---|---------------------------------------|
| Rated switching voltage / Continuous current | 250 V AC / 16 A |
| Max. switching voltage, AC | 250 V |
| Inrush current | 80 A / 50 ms |
| Min. switching power | 100 mA @ 12 V |
| DC / AC Switching capacity (resistive), max. | 660 W @ 220 V / 4000 VA |
| Contact material | AgSnO2 |
| Mechanical service life | 10 x 10 ⁶ switching cycles |
| Max. switching frequency at rated load | 0.1 Hz |
| General data | |
| Ambient temperature (operational) | -40 °C...60 °C |
| Storage temperature | -40 °C...60 °C |
| Humidity | 35 % to 85 % relative humidity level |
| Approvals | CE, cURus; EAC |
| Insulation coordinates | |
| Rated voltage | 400 V |
| Impulse withstand voltage | |
| Dielectric strength, Input/Output | 4 kV _{eff} / 1 min |
| Dielectric strength of neighbouring contacts | 4 kV _{eff} / 1 min |
| Dielectric strength to mounting rail | |
| Creepage and clearance distance input - output | ≥ 6,3 mm |
| Overvoltage category | III |
| Pollution degree | 3 |
| Dimensions | |
| Flat blade connections (4.8 mm x 0.5 mm) | |
| Depth x width x height | mm 48 / 36 / 36 |
| Note | |
| Further technical data can be found at catalog.weidmueller.com | |

Applications



DRH DC relay
2 NO contact AC/DC coil



Ordering data

| | 12 V DC | 24 V DC | 48 V DC | 110 V DC | 220 V DC |
|-----------------------|-----------|-----------|-----------|-----------|-----------|
| Control side | | | | | |
| Rated control voltage | 12 V DC | 24 V DC | 48 V DC | 110 V DC | 220 V DC |
| Rated current AC / DC | / 120 mA | / 60 mA | / 30 mA | / 13 mA | / 6.7 mA |
| Power rating | 1.5 W | 1.5 W | 1.5 W | 1.5 W | 1.5 W |
| Status indicator | Green LED | Green LED | Green LED | Green LED | Green LED |

| Ordering data | | | | | | |
|-------------------------|-----------|--------------------------|--------------------------|--------------------------|--------------------------|--------------------------|
| 2 NO contacts | Type | DRH276012LT | DRH276024LT | DRH276048LT | DRH276110LT | DRH276220LT |
| | Order No. | 1220140000 | 1220150000 | 1220170000 | 1220180000 | 1220190000 |
| | Type | | | | | |
| | Order No. | | | | | |
| Ordering data | | | | | | |
| Test-button lock | Type | Test Lever Block DRH/DRW | Test Lever Block DRH/DRW | Test Lever Block DRH/DRW | Test Lever Block DRH/DRW | Test Lever Block DRH/DRW |
| | Order No. | 7760056249 | 7760056249 | 7760056249 | 7760056249 | 7760056249 |
| Note | | | | | | |

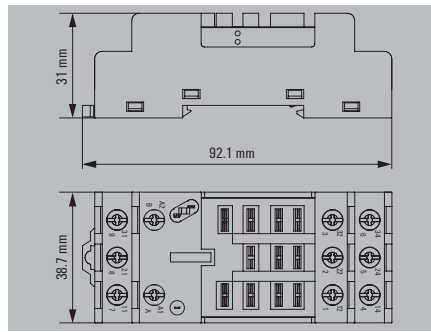
Ordering data

| | 24 V AC | 48 V AC | 115 V AC | 230 V AC |
|-----------------------|------------|-----------|----------|-----------|
| Control side | | | | |
| Rated control voltage | 24 V AC | 48 V AC | 115 V AC | 230 V AC |
| Rated current AC / DC | 101.7 mA / | 50.5 mA / | 21 mA / | 10,6 mA / |
| Power rating | 2.5 VA | 2.5 VA | 2.5 VA | 2.5 VA |
| Status indicator | red LED | red LED | red LED | red LED |

| Ordering data | | | | | |
|-------------------------|-----------|--------------------------|--------------------------|--------------------------|--------------------------|
| 2 NO contacts | Type | DRH276524LT | DRH276548LT | DRH276615LT | DRH276730LT |
| | Order No. | 1220200000 | 1220210000 | 1220220000 | 1220230000 |
| | Type | | | | |
| | Order No. | | | | |
| Ordering data | | | | | |
| Test-button lock | Type | Test Lever Block DRH/DRW | Test Lever Block DRH/DRW | Test Lever Block DRH/DRW | Test Lever Block DRH/DRW |
| | Order No. | 7760056249 | 7760056249 | 7760056249 | 7760056249 |
| Note | | | | | |

Accessories for DRH and DRW relays

Socket module with leaf spring connection, 3 CO contacts



Technical data

| | |
|--|-----------------------------|
| Load side | |
| Rated switching voltage | 500 V AC |
| Max. switching voltage, AC | 500 V |
| Continuous current | 16 A |
| General data | |
| Ambient temperature (operational) | -40 °C...60 °C |
| Storage temperature | -40 °C...60 °C |
| Approvals | CE, cURus |
| Insulation coordinates | |
| Protection degree | IP10 |
| Creepage and clearance distance input - output | |
| Dielectric strength, Input/Output | 4 kV _{eff} / 1 min |
| Dielectric strength of neighbouring contacts | 4 kV _{eff} / 1 min |
| Impulse withstand voltage | 7.3 kV (1.2/50 µs) |
| Connection data | |
| Clamping range (nominal / min. / max.) | / 0.5 / 4 mm ² |
| Tightening torque | 0.5...1.2 Nm |
| Stripping length, rated connection | 8 mm |
| Note | |

Ordering data

| | |
|-------------|----------------------|
| | Base, rail-mountable |
| Note | |

| Type | Qty. | Order No. |
|-------------|------|------------|
| SPW ECO 3CO | 10 | 1220250000 |

Accessories

| | |
|--|--|
| LED module / protection modules | |
| RC element 6 - 230 V AC | |
| Free-wheeling diode 6 - 230 V DC | |
| Retaining clip | Metal retaining clip |
| Screwdriver | Screwdriver, insulated PH2 SlimLine Screwdriver, insulated PH2 Screwdriver PH2 |

| Type | Qty. | Order No. |
|----------------|------|------------|
| RIM 5 6/230VAC | 10 | 1174670000 |
| RIM 5 6/230VDC | 10 | 1174650000 |
| DRW/DRH CLIP M | 10 | 1220260000 |
| SDIK PH2 SL | 1 | 1274720000 |
| SDIK PH2 | 1 | 9008580000 |
| SDK PH2 | 1 | 9008490000 |

Note

Further accessories can be found on the article at catalog.weidmueller.com