

**SCREW COVER, CONTOURED, TYPE 4**

**INDUSTRY STANDARDS**

 UL 508A Listed; Type 4, 6, 12, 13; File No. E61997  
 cUL Listed per CSA C22.2 No. 94; Type 4, 6, 12, 13; File No. E61997

 NEMA Type 4, 6, 12, 13  
 CSA, File No. 42186: Type 4, 12, 13  
 IEC 60529, IP67

**APPLICATION**

Made out of drawn steel, this screw cover junction box offers rounded corners and smooth construction while meeting the water submersion rating. It can be used for a broad range of electrical and terminal wiring applications that do not require a back panel.

**SPECIFICATIONS**

- Drawn 16 gauge steel
- No welded seams or sharp corners
- Formed flanged cover
- Cover screws
- Oil-resistant gasket
- External wall-mounting brackets
- Bonding provision on cover
- Grounding stud on body

**FINISH**

ANSI 61 gray polyester powder paint inside and out

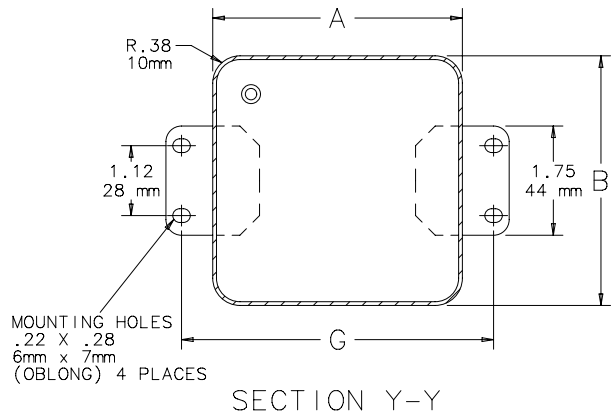
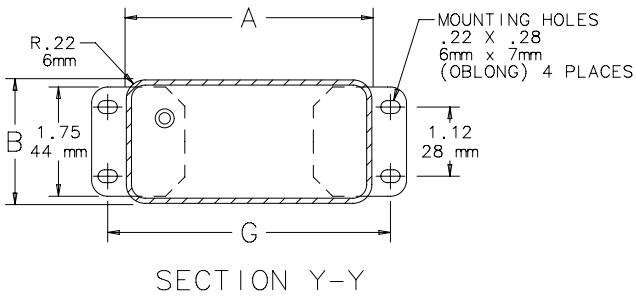
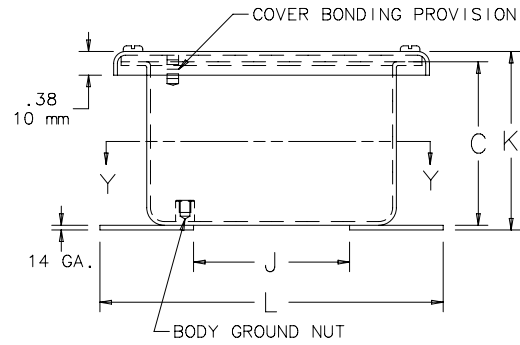
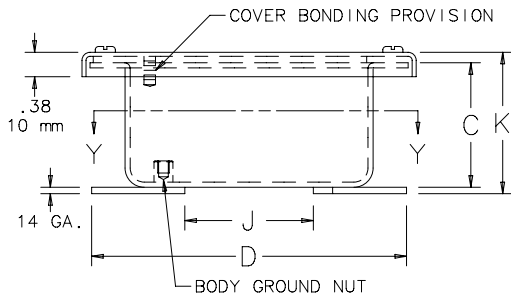
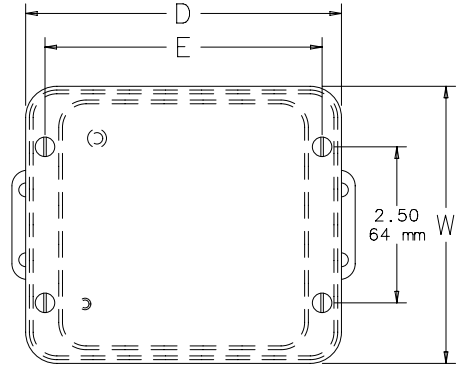
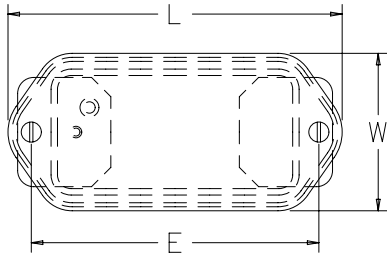
**MODIFICATION AND CUSTOMIZATION**

Hoffman excels at modifying and customizing products to your specifications. Contact your local Hoffman sales office or distributor for complete information.

**BULLETIN: A51DR**

## Standard Product

Catalog Number	AxBxC in./mm	Interior Volume (in. <sup>3</sup> )	Mounting G in./mm	Overall L x W in./mm	D in./mm	E in./mm	J in./mm	K in./mm
A402DSC	4.00 x 2.00 x 2.00 102 x 51 x 51	13.9	4.50 114	5.06 x 2.44 129 x 62	5.00 127	4.44 113	2.00 51	2.24 57
A403DSC	4.50 x 2.88 x 2.62 114 x 73 x 67	30.7	5.00 127	5.56 x 3.31 141 x 84	5.50 140	4.94 125	2.50 64	2.86 73
A404DSC	4.00 x 4.00 x 2.62 102 x 102 x 37	38.2	5.00 127	5.50 x 4.44 140 x 113	5.06 129	4.44 113	2.50 64	2.86 73



C2472-C